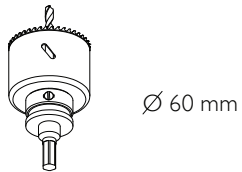
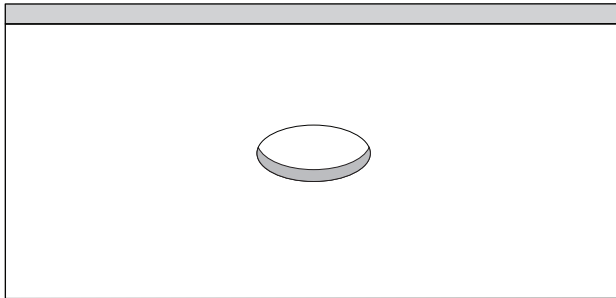
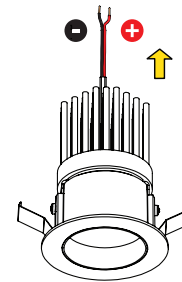
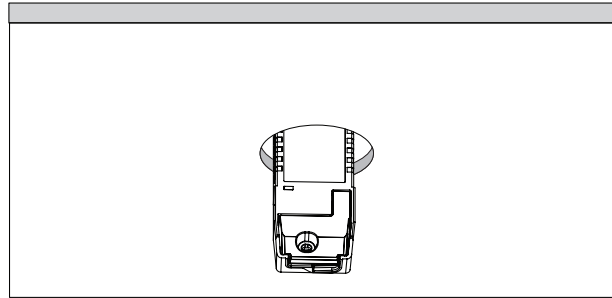


1 Cut hole in ceiling.



2 Connect luminaire to driver.
Place the luminaire.



Use constant current driver with strain relief.

! Always check polarity and max drive current.

Drive Current	Forward Voltage	Power
max 350 mA	33.5V	12 W